

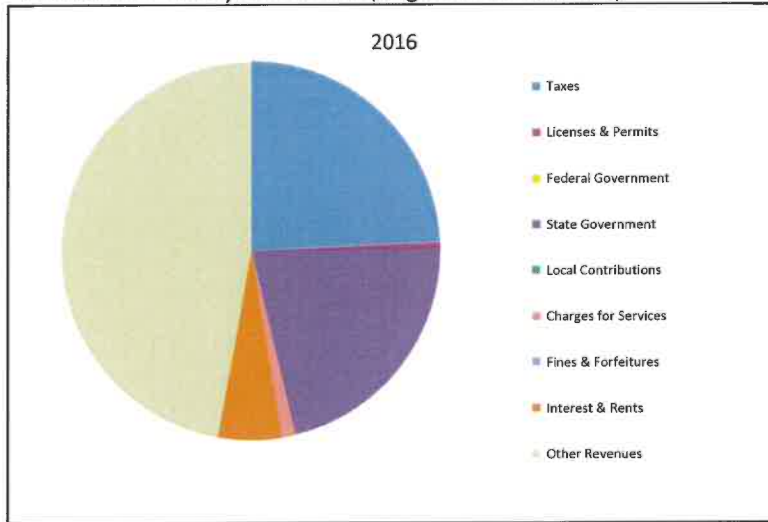
## Performance Dashboard

<b>Local Unit Name: Oceola Township</b>
<b>Local Unit Code: 47-1130</b>

	2015	2016	Trend	Performance
<b>Fiscal Stability</b>				
Annual General Fund expenditures per capita	\$88	\$80	↓ -10.1%	Positive
expenditures	196.2%	221.1%	↑ 12.7%	Positive
Unfunded pension liability, as a % of annual General Fund revenue	2%	6%	↑ 190.0%	Negative
Debt burden per capita	\$8	\$0	↓ -100.0%	Positive
Number of services delivered via cooperative venture	4	4	→ 0.0%	Neutral
<b>Economic Strength</b>				
% of community with access to high speed broadband	100%	100%	→ 0.0%	Neutral
% of community age 25+ with Bachelor's degree or higher	35%	35%	→ 0.0%	Neutral
Unemployment rate	5.3%	4.6%	↓ -13.2%	Positive
<b>Public Safety</b>				
Violent crimes per thousand	3	2	↓ -22.4%	Positive
Property crimes per thousand	6	7	↑ 26.2%	Negative
Traffic injuries or fatalities	35	37	↑ 5.7%	Negative
<b>Quality of Life</b>				
Percent of expenditures committed to recreation and culture	9.6%	13.2%	↑ 36.8%	Positive
Percent of community being provided with curbside recycling	100%	100%	→ 0.0%	Neutral

**CITIZENS' GUIDE TO LOCAL UNIT FINANCES - Oceola Township - Livingston**

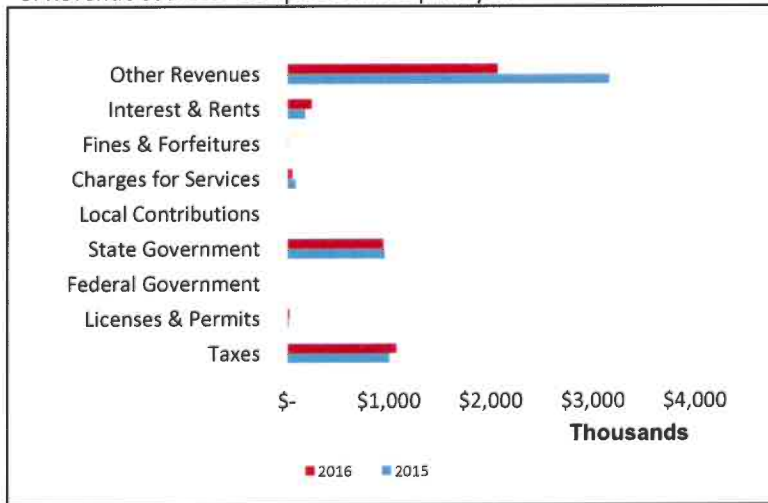
1. Where our money comes from (all governmental funds)



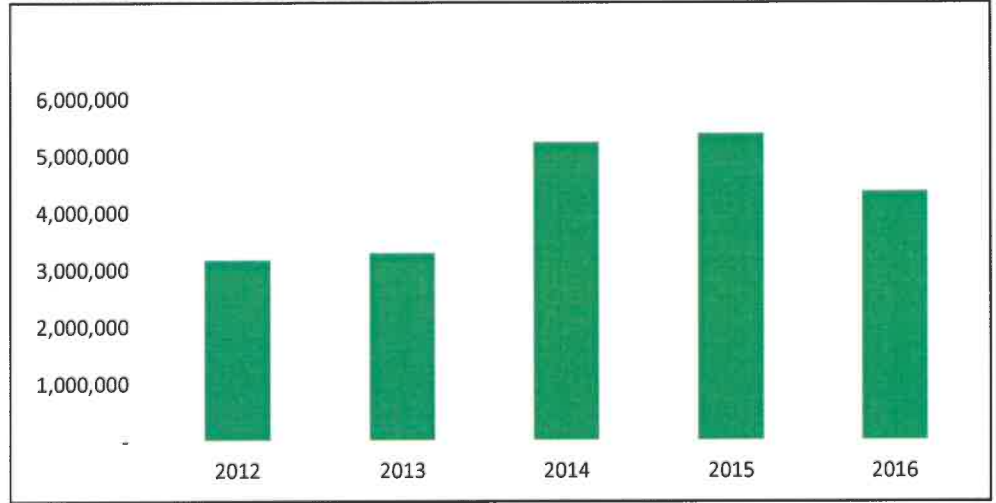
2. Compared to the prior year

	2015	2016	Change
Taxes	\$ 1,006,286	\$ 1,069,144	6.25%
Licenses & Permits	\$ 15,602	\$ 19,978	28.05%
Federal Government	\$ -	\$ -	N/A
State Government	\$ 958,165	\$ 944,125	-1.47%
Local Contributions	\$ -	\$ -	N/A
Charges for Services	\$ 85,300	\$ 49,243	-42.27%
Fines & Forfeitures	\$ 105	\$ 70	-33.33%
Interest & Rents	\$ 175,924	\$ 239,614	36.20%
Other Revenues	\$ 3,160,751	\$ 2,070,080	-34.51%
<b>Total Revenues</b>	<b>\$ 5,402,133</b>	<b>\$ 4,392,254</b>	<b>-18.69%</b>

3. Revenue sources - compared to the prior year



4. Historical trends of total revenues



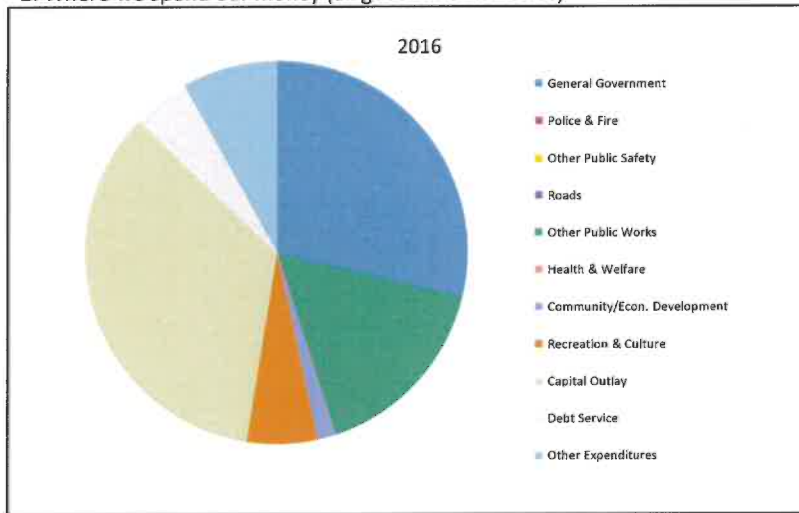
**Commentary:**

Revenues are shown net of interfund transfers.

For more information on our unit's finances, contact William J. Bamber, Supervisor at 517-546-3259 ext: 223.

**CITIZENS' GUIDE TO LOCAL UNIT FINANCES - Oceola Township - Livingston**

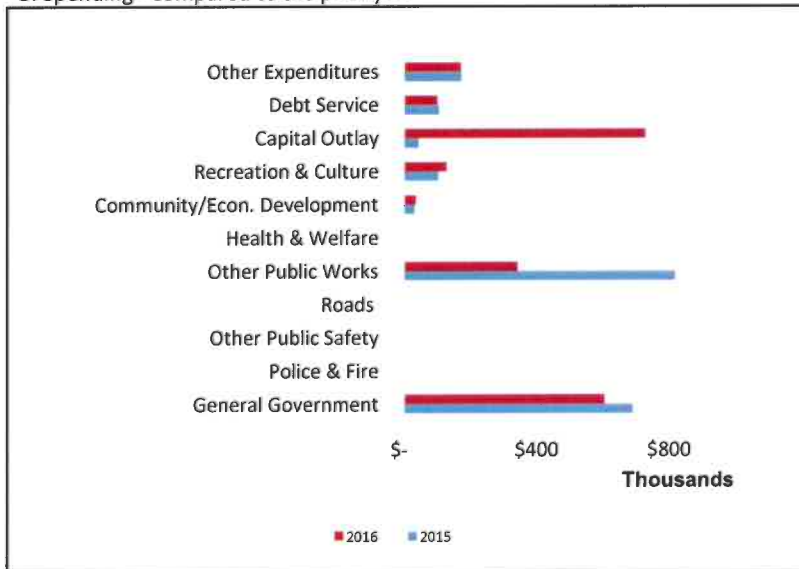
1. Where we spend our money (all governmental funds)



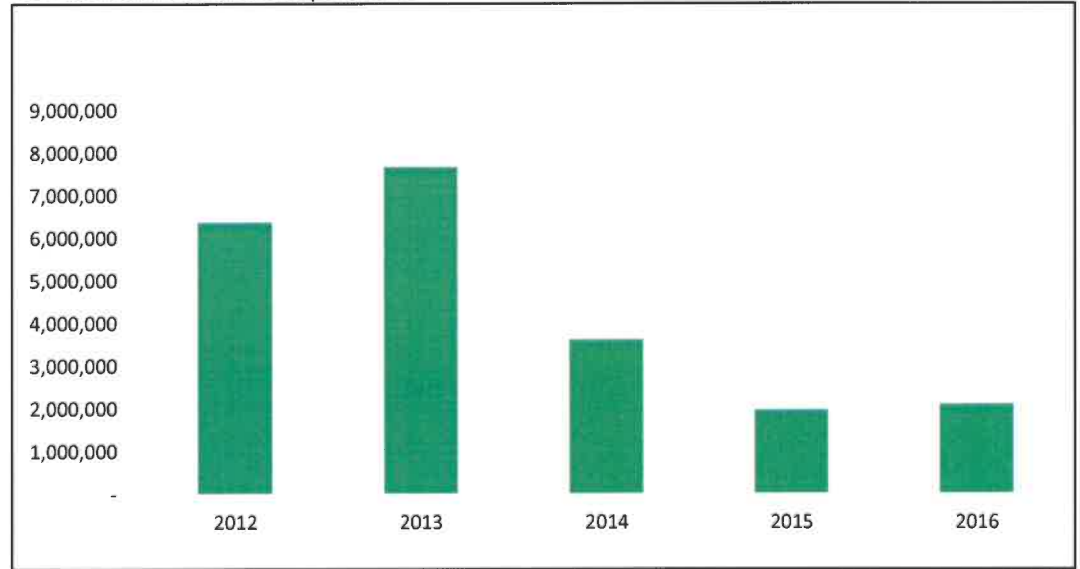
2. Compared to the prior year

	2015	2016	Change
General Government	\$ 689,579	\$ 602,591	-12.61%
Police & Fire	\$ -	\$ -	N/A
Other Public Safety	\$ -	\$ -	N/A
Roads	\$ -	\$ -	N/A
Other Public Works	\$ 818,206	\$ 340,157	-58.43%
Health & Welfare	\$ -	\$ -	N/A
Community/Econ. Development	\$ 29,844	\$ 33,216	11.30%
Recreation & Culture	\$ 102,150	\$ 125,882	23.23%
Capital Outlay	\$ 42,620	\$ 727,303	1606.48%
Debt Service	\$ 103,552	\$ 98,126	-5.24%
Other Expenditures	\$ 171,741	\$ 169,882	-1.08%
<b>Total Expenditures</b>	<b>\$ 1,957,692</b>	<b>\$ 2,097,157</b>	<b>7.12%</b>

3. Spending - compared to the prior year



4. Historical trends of total expenditures



Commentary:

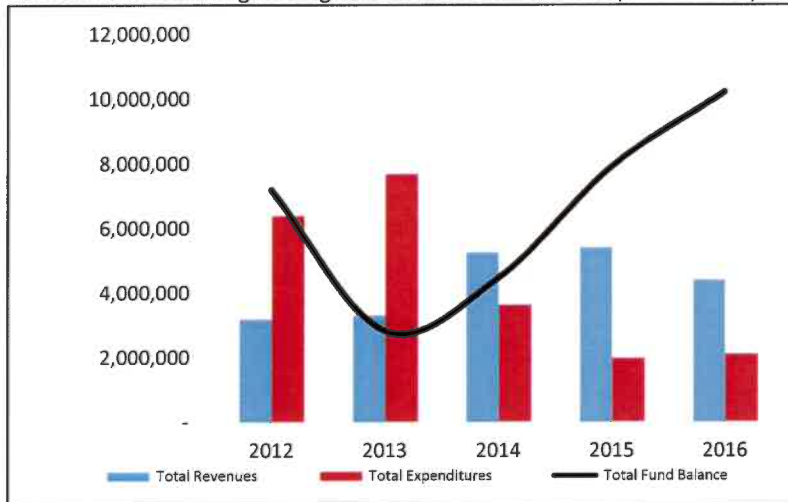
Expenditures are shown net of interfund transfers.

For more information on our unit's finances, contact William J. Bamber, Supervisor at 517-546-3259 ext: 223.

**CITIZENS' GUIDE TO LOCAL UNIT FINANCES - Oceola Township - Livingston**

1. How have we managed our governmental fund resources (fund balance)

2. Compared to the prior year



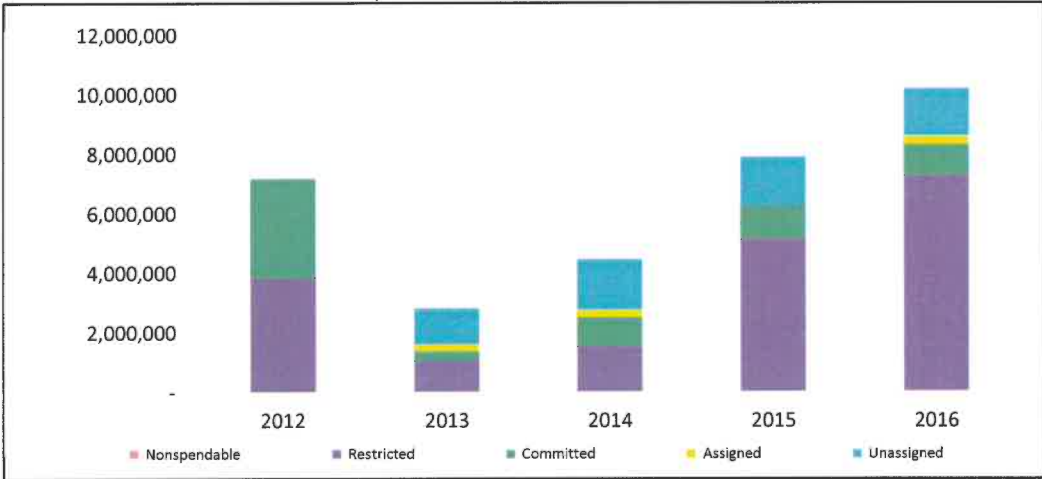
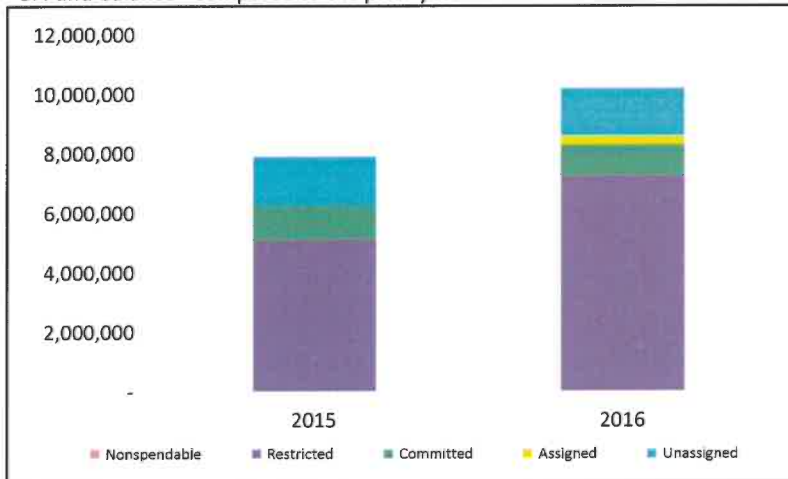
	2015	2016	Change
Revenues	\$ 5,402,133	\$ 4,392,254	-18.69%
Expenditures	\$ 1,957,692	\$ 2,097,157	7.12%
Surplus (Shortfall)	\$ 3,444,441	\$ 2,295,097	-33.37%

Fund balance, by component:	2015	2016	Change
Nonspendable	\$ -	\$ 26,209	N/A
Restricted	\$ 5,131,395	\$ 7,248,706	41.26%
Committed	\$ 1,150,648	\$ 1,027,330	-10.72%
Assigned	\$ -	\$ 300,000	N/A
Unassigned	\$ 1,626,913	\$ 1,601,808	-1.54%
<b>Total Fund Balance</b>	<b>\$ 7,908,956</b>	<b>\$ 10,204,053</b>	<b>29.02%</b>

3. Fund balance - compared to the prior year

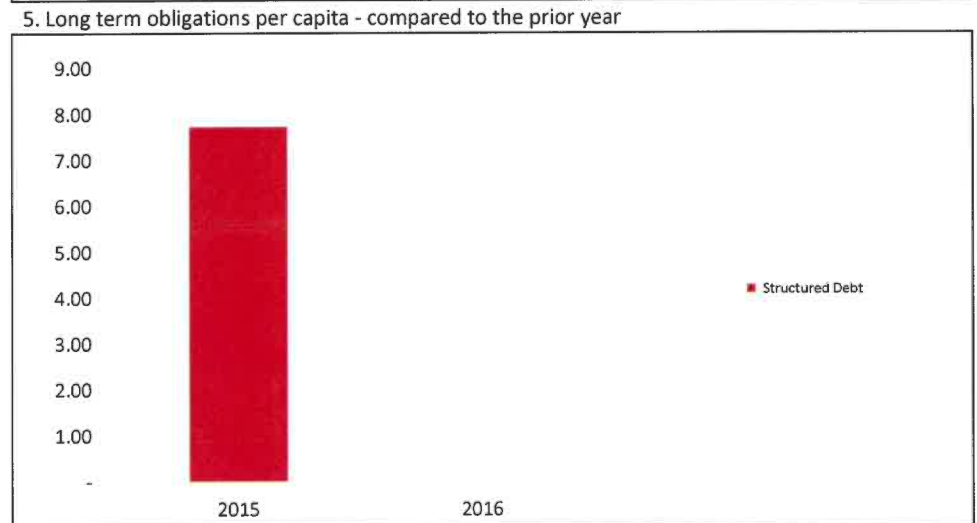
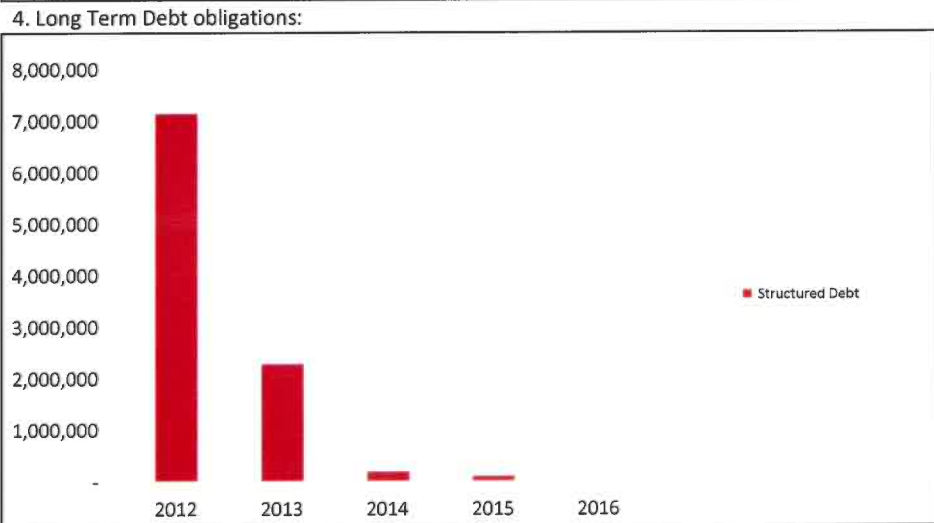
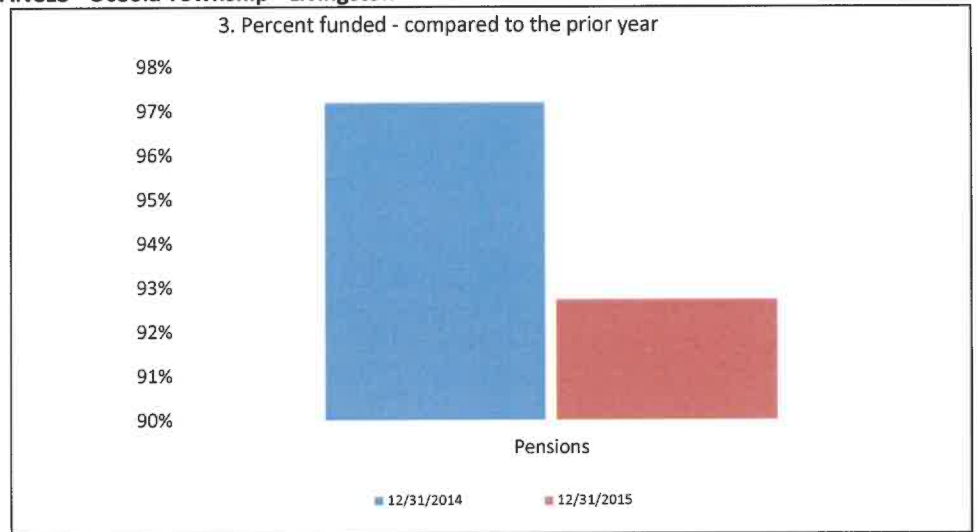
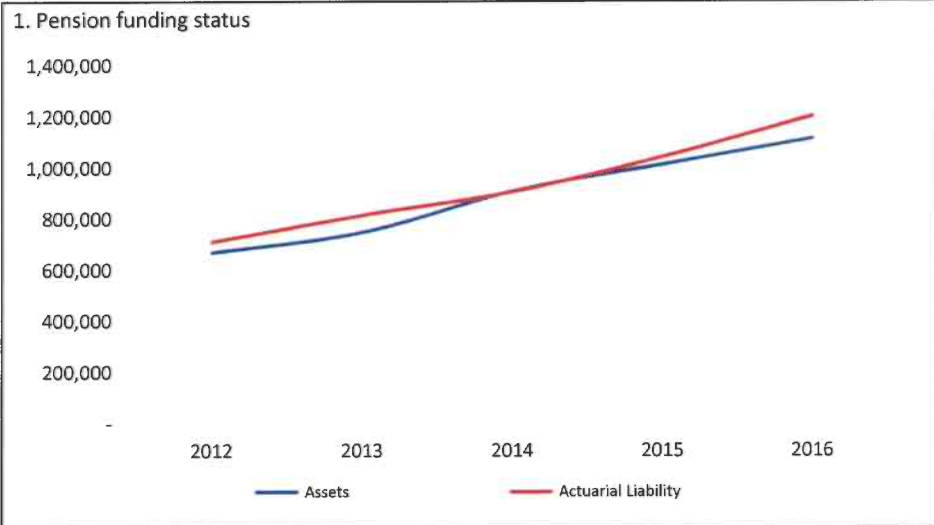
4. Historical trends of individual components



Commentary:

For more information on our unit's finances, contact William J. Bamber, Supervisor at 517-546-3259 ext: 223.

**CITIZENS' GUIDE TO LOCAL UNIT FINANCES - Oceola Township - Livingston**



**Commentary:**

All outstanding loans were repaid in full during the year ended June 30, 2016.

For more information on our unit's finances, contact William J. Bamber, Supervisor at 517-546-3259 ext: 223.

## Debt Service Report

**Local Unit Name:** Oceola Township - Livingston County, MI  
**Local Unit Code:** 47-1130  
**Current Fiscal Year End Date:** 6/30/2017

**Debt Name:**  
**Issuance Date:**  
**Issuance Amount:**  
**Debt Instrument (or Type):**  
**Repayment Source(s):**

<u>Years Ending</u>	<u>Principal</u>	<u>Interest</u>	<u>Total</u>
<b>Totals</b>	\$ <u>-</u>	\$ <u>-</u>	\$ <u>-</u>

**Note:**  
All outstanding debt was repaid in full during the year ended June 30, 2016.

# Projected Budget Report

**Local Unit Name:** Oceola Township -  
**Local Unit Code:** Livingston County, MI  
**Current Fiscal Year End Date:** 47-1130  
**Fund Name:** 6/30/2017  
 General

	Fiscal Year 6/30/17 Budget	Percentage Change		Projected Fiscal Year 6/30/18 Budget	Assumptions
<b>REVENUES</b>	\$ 1,464,070	3.5 %	\$	1,515,312	With a slight increase in taxable value and a slight increase in population, it is estimated that the budget will increase by 3.5%
<b>EXPENDITURES</b>	\$ 1,542,301	3.5 %	\$	1,596,282	
<b>Excess of revenues over (under) expenditures</b>	\$ (78,231)		\$	(80,969)	
<b>Other Financing Sources (Uses)</b>					
<b>Transfers in</b>	\$ 578,231	3.5 %	\$	598,469	
<b>Transfers (out)</b>	\$ (500,000)	3.5 %	\$	(517,500)	
<b>Net change in fund balance</b>	\$ -		\$	-	
<b>Fund balance at beginning of year</b>	\$ 2,115,891		\$	2,115,891	
<b>Fund balance at end of year</b>	\$ 2,115,891		\$	2,115,891	

Commentary: